



# ON THE WATER DESIGNS

## Pole Docks Designer Series



20

All Canadian  
Decking Options



[www.OnTheWaterDesigns.com](http://www.OnTheWaterDesigns.com)

# Pole Docks

## Designer Series

Handcrafted in Muskoka using high-quality Canadian materials, our Designer Series Pole Docks feature marine-grade aluminum framing and stainless steel fasteners for a rust-free, durable design. Ideal for shallow water, they provide security and stability.

Growing family? Our docks can be easily reconfigured and expanded to suit future needs. Custom sizes and flexible designs allow for additional adaptability, and frames include decking support stringers every 16" for compatibility with various decking options. Exclusive deck panel clips secure the decking, providing peace of mind in rough conditions. 8' & 10' wide docks include center leg holders and frame support.



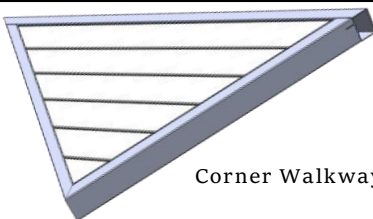
All Pole Docks Include:

- ✓ Frame & Decking (If Purchased)
- ✓ Foot Pads & Pole Caps
- ✓ Connecting Fasteners
- ✓ 10 Year Welded Frame Warranty




**20** All Canadian Decking Options

Size		Dock				Ramp			
		Micro Pro PT	Western Red Cedar	Clubhouse PVC	Clubhouse PVC+	Micro Pro PT	Western Red Cedar	Clubhouse PVC	Clubhouse PVC+
W	L								
4'	10'	1,700	2,000	2,225	2,525	\$1,575	\$1,875	\$2,100	\$2,400
		PD0410-PT	PD0410-WR	PD0410-PV	PD0410-GL	PR0410-PT	PR0410-WR	PR0410-PV	PR0410-GL
	15'	2,550	2,975	3,350	3,775	\$2,625	\$3,050	\$3,425	\$3,850
		PD0415-PT	PD0415-WR	PD0415-PV	PD0415-GL	PR0415-PT	PR0415-WR	PR0415-PV	PR0415-GL
	20'	3,250	3,825	4,325	4,900	\$3,425	\$4,000	\$4,500	\$5,100
		PD0420-PT	PD0420-WR	PD0420-PV	PD0420-GL	PR0420-PT	PR0420-WR	PR0420-PV	PR0420-GL
6'	10'	2,200	2,650	3,025	3,450	\$2,075	\$2,525	\$2,900	\$3,325
		PD0610-PT	PD0610-WR	PD0610-PV	PD0610-GL	PR0610-PT	PR0610-WR	PR0610-PV	PR0610-GL
	15'	3,200	3,875	4,425	5,100	\$3,250	\$3,925	\$4,475	\$5,150
		PD0615-PT	PD0615-WR	PD0615-PV	PD0615-GL	PR0615-PT	PR0615-WR	PR0615-PV	PR0615-GL
	20'	4,100	5,000	5,800	6,700	\$4,275	\$5,200	\$5,950	\$6,850
		PD0620-PT	PD0620-WR	PD0620-PV	PD0620-GL	PR0620-PT	PR0620-WR	PR0620-PV	PR0620-GL
8'	10'	3,275	3,850	4,350	4,900	\$3,175	\$3,750	\$4,250	\$4,800
		PD0810-PT	PD0810-WR	PD0810-PV	PD0810-GL	PR0810-PT	PR0810-WR	PR0810-PV	PR0810-GL
	15'	4,825	5,650	6,400	7,250	\$4,350	\$5,200	\$5,950	\$6,800
		PD0815-PT	PD0815-WR	PD0815-PV	PD0815-GL	PR0815-PT	PR0815-WR	PR0815-PV	PR0815-GL
	20'	6,150	7,300	8,350	9,500	\$5,700	\$6,850	\$7,900	\$9,050
		PD0820-PT	PD0820-WR	PD0820-PV	PD0820-GL	PR0820-PT	PR0820-WR	PR0820-PV	PR0820-GL
10'	10'	4,150	4,875	5,500	6,250	\$3,850	\$4,575	\$5,200	\$5,950
		PD1010-PT	PD1010-WR	PD1010-PV	PD1010-GL	PR1010-PT	PR1010-WR	PR1010-PV	PR1010-GL
	15'	5,850	6,950	7,900	9,000	\$5,350	\$6,450	\$7,400	\$8,500
		PD1015-PT	PD1015-WR	PD1015-PV	PD1015-GL	PR1015-PT	PR1015-WR	PR1015-PV	PR1015-GL
	20'	7,400	8,850	10,200	11,700	\$6,950	\$8,450	\$9,750	\$11,200
		PD1020-PT	PD1020-WR	PD1020-PV	PD1020-GL	PR1020-PT	PR1020-WR	PR1020-PV	PR1020-GL
Corner Walkway	3'	760	820	830	880				
		DS0003-PT	DS0003-WR	DS0003-PV	DS0003-GL				
	4'	890	950	970	1,050				
		DS0004-PT	DS0004-WR	DS0004-PV	DS0004-GL				
	5'	1,000	1,075	1,100	1,175				
		DS0005-PT	DS0005-WR	DS0005-PV	DS0005-GL				



Corner Walkway



Delivery & Installation is available through a professional 3rd party installation crew.

Delivery is \$300/HR one way. Installation is generally 10% - 13% and may change based on specific requirements.

All prices subject to change without notice. All measurements are approximate.



# Pole Docks

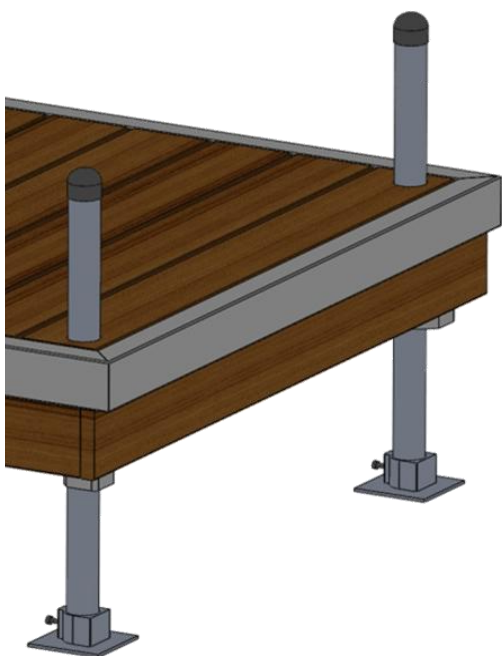
## Designer Series

### Pole Dock Options

HD Anchor Package For Pole Dock	Kit contains 175lb anchor, 2 cables, turnbuckles & fastening hardware	\$ 350.00			
		DS9060			
Accessory Reinforcement	HD aluminum bracket welded below decking to reinforce cleats & mooring whips	\$ 82.00	\$ 78.00		
		Cleat AH0040	Whip AH0041		
Extra Leg Holder	Add leg holders where needed to complete your design. 2 are typically needed at the start of a system. Also used to create "L" shapes	\$ 78.00	\$ 98.00		
		Standard AH0075	Hidden AH0070		
Hidden Leg Upgrade	Dock Legs stay hidden below your decking for a clean appearance. Pole adjustment is limited to 8"	\$ 45.00	\$ 78.00		
		10' DS9070-10	15' & 20' DS9070-15		
Soft Bottom Solution	Sinking past your ankles? Use Large Feet Sinking to your shins? Use Patio Stones	\$ 36.75	\$ 19.00		
		Large Foot AH0090	Patio Stone OH0015		
Skirting (/ft)	Deck board running below dock frame adds an attractive natural finish and hides the gap between the dock and water	\$ 7.65	\$ 9.65	\$ 14.75	\$ 16.50
		PT DS9025-PT	Cedar DS9025-WR	PVC DS9025-PV	PVC+ DS9025-GL
Anti-Sway Bar	Telescopic bar runs diagonally between two legs. Optional on 6' legs & recommended with 8' legs	\$ 100.00	\$ 115.00	\$ 135.00	\$ 155.00
		4' AH0010-04	6' AH0010-06	8' AH0010-08	10' AH0010-10
Aluminum Pole	1-1/2" Sched 40 marine grade aluminum pole. Anti-sway bars recommended where 8' poles are used	\$ 42.50	\$ 64.00	\$ 84.00	\$ 240.00
		4' AH0005-04	6' AH0005-06	8' AH0005-08	24' AH0005-24

### Standard Leg Design

- ✓ Legs raised above decking can be used to tie up your boat
- ✓ Great for fluctuating water levels allowing you to raise & lower your dock the full height of the dock legs
- ✓ Can act as a support handle for people needing extra assistance getting in & out of boats



### Why Choose Hidden Leg Upgrade:

- ✓ Poles hidden below decking is a cleaner look and more aesthetically pleasing
- ✓ Hidden leg eliminates unwanted hazard of dock legs protruding through decking
- ✓ Dock legs remain hidden under decking allowing more useable surface area
- ✓ Choose when dock height will not need to be adjusted more than 8"



# Pole Docks

## Designer Series


**Contact Us**  
On the Water Designs  
Kilworthy (Muskoka) ON  
(866) 477-0177  
info@onthewaterdesigns.com

**Heavy Slant P Bumper**



\$ 70.00  
10'4" Length  
BU5124-##  
WH BL

**Large Corner Bumper**



\$45.00  
BU0065-##  
BE WH BL GY

**Heavy Outside Corner**



\$41.00  
BU0060-##  
WH BL GY

**6" Flip Up Cleat**



\$ 25.00  
CL0601-##  
WH BL GY

Install 6" Cleat LB2006 \$ 16.25  
Hardware Only SS9006-CB 9.2



Factory Install Bumper  
Factory Install Corner  
Bumper Screws (100pk)

### Bumper Installation

LB2010 \$27  
LB2015 \$11  
SS1012-SC \$27.50

### Premium Solar Light



\$68.00  
SL0000-WH



### Hand Rail - Aluminum

10'	DS9055-10	\$ 700
15'	DS9055-15	930
20'	DS9055-20	1,350

### Solar Dock Lite [Black]



\$40.00  
SL0050-WH

### Solar Post Lite (2pk)



\$105.00  
SL0025-WH



**Premium Mooring Whips**

	Capacity	Size
8'	2,500 lbs	\$ 420 WH0250
12'	5,000 lbs	620 WH0500
14'	10,000 lbs	720 WH1000
Wake Watcher	3,500 lbs	680 WH0350
Install Whips		43 LB2025



**Wake Watcher™**



**Water Entry Staircase**

	Height	Grey
3 Step	24"-36"	\$ 1,050 LA5003
4 Step	30"-42"	1,175 LA5004
5 Step	36"-48"	1,300 LA5005
6 Step	42"-54"	1,450 LA5006
7 Step	48"-60"	1,575 LA5007
8 Step	54"-66"	1,725 LA5008

#### Measurements

Inside Width	27.5"
Outside Width	31.5"
Railing Height	32"
Step Rise	7.5"



**Angled Ladder**

	Black	White	Grey	Measurements
3 Step	\$ 580 LA0103-BL	\$ 580 LA0103-WH	\$ 550 LA0103-GY	ID 18" OD 20.5"
4 Step	660 LA0104-BL	660 LA0104-WH	620 LA0104-GY	Step Height 11" Lower 33"
5 Step	740 LA0105-BL	740 LA0105-WH	700 LA0105-GY	Lower 44" Lower 55"
Install Ladder	LB2020 33			Angle 15°

